

B **E** **S** **T**

Building
Early
Sentences
Therapy




3

Listen to Learn
Homework Booklet




Homework guide

These homework packs have been designed to support the language skills your child is learning during the BEST sessions by giving them **extra listening opportunities in a different setting**. There is one booklet for each of the 16 BEST sessions containing the same sentences used in the session. Try to spend **5-10 minutes each day** (or as often as you can!) going through the booklets with your child. You can scan the QR code at the bottom for a video showing what to do and follow the tips below. Make sure your child's teacher gives you a new homework booklet after each BEST session.



“Let’s look at some pictures together!”


- Point to each picture in turn and leave a short gap to see if your child wants to describe the picture, **but don’t ask them to describe it**.
- If your child describes the picture but misses out a word or uses an incorrect word **don’t correct it**. Give praise for any attempts and then **say the correct sentence in full after your child has spoken. The most important thing is that your child hears the full sentence**.
- If your child says nothing **don’t prompt them, just say the full sentence**.
- It is important that you **do not ask your child to repeat the sentence after you have spoken**.
- Your child does not have to be looking at you or at the pictures, as long as they can hear the sentence.



Child: “Girl sitting”
Adult: “Yes! The girl is sitting.”



Set A — Laughing



The baby is laughing



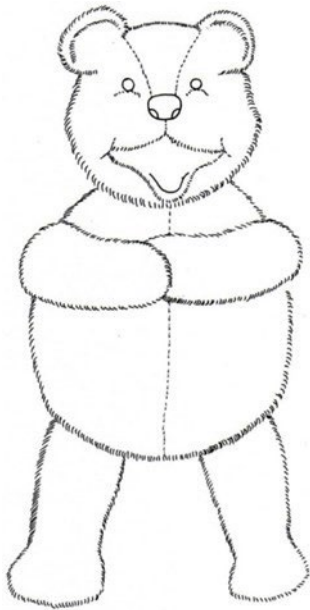
The woman is laughing



The boy is laughing



The girl is laughing



The teddy is laughing



The man is laughing

Set A — Sitting



The man is sitting




The woman is sitting



The boy is sitting



The girl is sitting

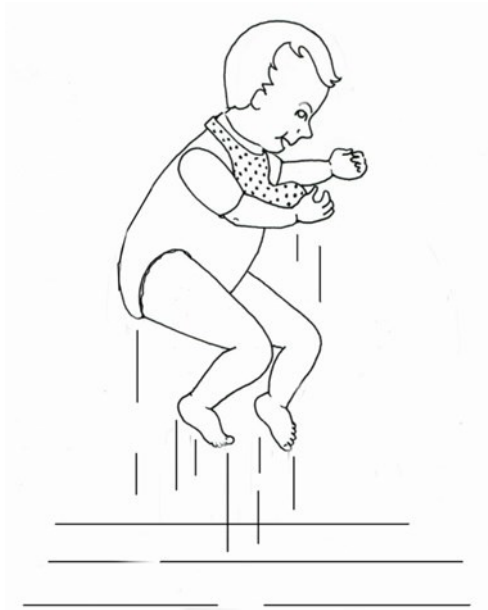


The teddy is sitting



The baby is sitting

Set B — Jumping



The baby is jumping



The woman is jumping



The boy is jumping



The girl is jumping




The teddy is jumping




The man is jumping

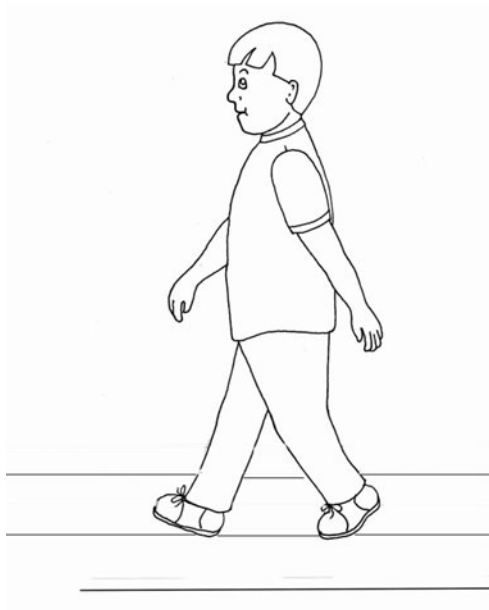
Set B — Walking



The man is walking




The woman is walking



The boy is walking



The girl is walking




The teddy is walking



The baby is walking


Set F—Kicking



The girl is kicking an apple



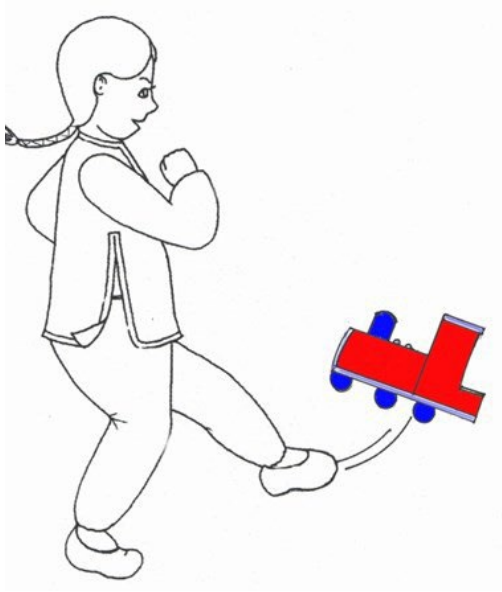
The girl is kicking an orange



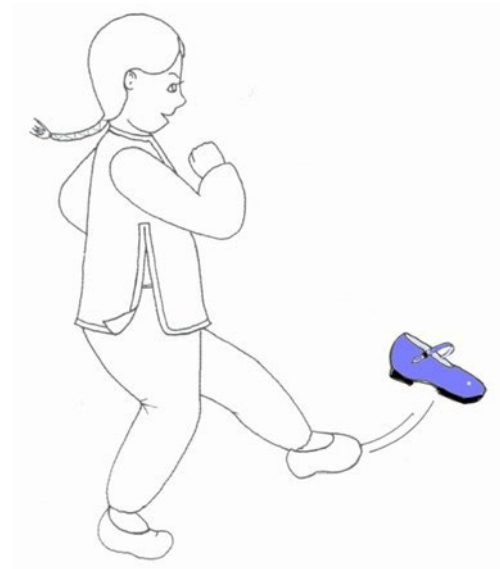
The girl is kicking a ball



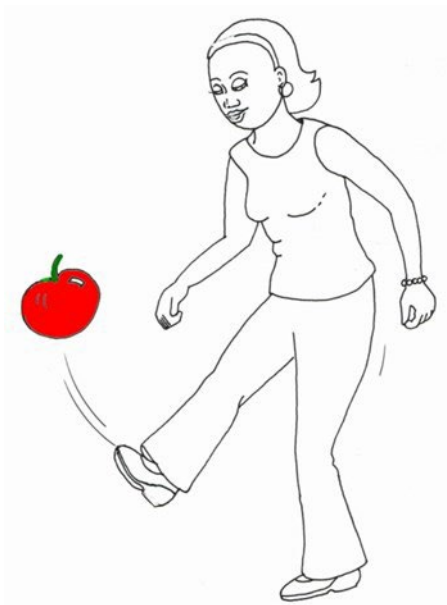
The girl is kicking a cup



The girl is kicking a train



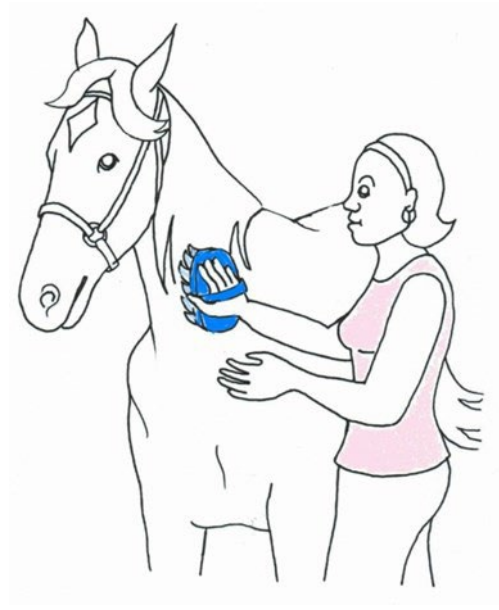
The girl is kicking a shoe



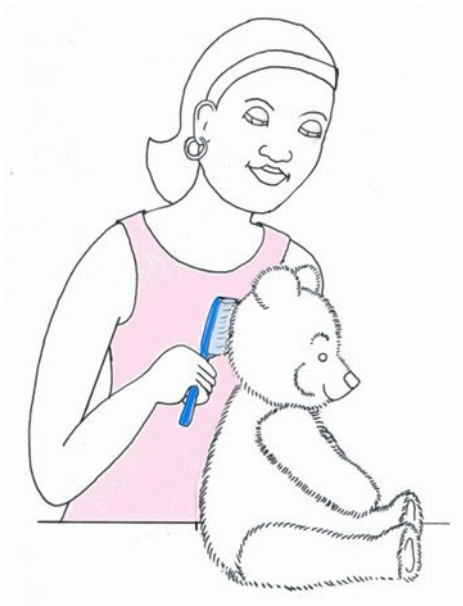
The woman is kicking
an apple

Set F — Brushing

The woman is brushing a cat



The woman is brushing a horse



The woman is brushing a teddy

Well Done!

You looked and listened
really well

You deserve a pat on the back!



Cut out this star and stick it on your track

It goes on number 3. It looks
like this:

